



**PRINTING THE
PERFECT BOUND BOOK**

We have a new and exciting service perfect for you!

Softcover Perfect Bound Books



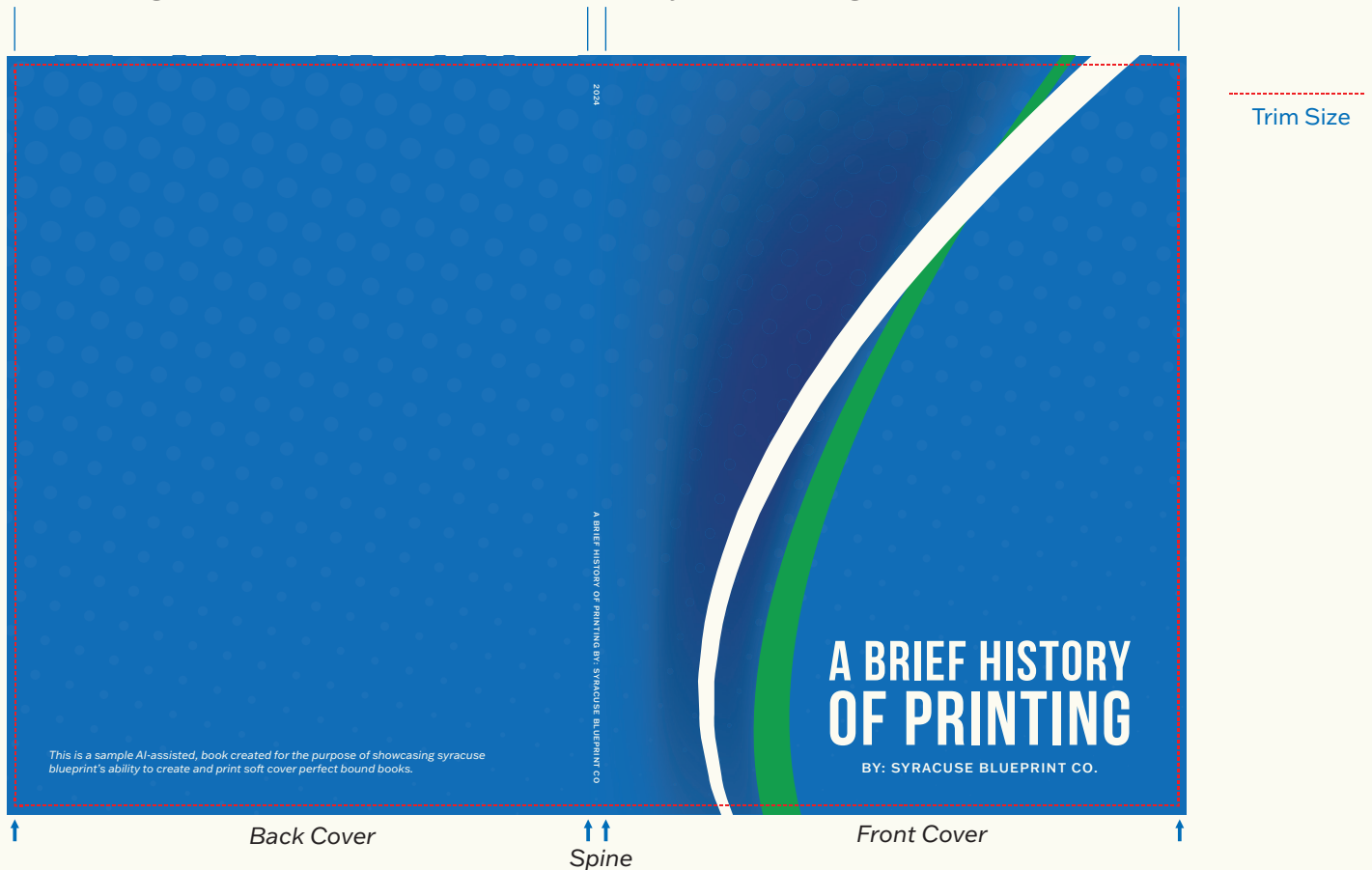
With our state-of-the-art printing technology and skilled team of experts, we ensure that every detail of your book is meticulously crafted to perfection.

Why choose softcover perfect binding? It's sleek, professional, and versatile, suitable for a wide range of projects including novels, memoirs, portfolios, manuals, and more..

When setting up your file for perfect bound books:

Your cover should be set up as one PDF, and include an additional 0.125 inch bleed. When creating your cover, you will need to consider the amount of sheets of paper your book has in order to add an appropriate spine size.


In the sample below, the cover is for an 8.5x11 book. The front and back covers are sized at 8.5x11 with a 0.313 inch spine and a 0.125 inch bleed. The red dashed line is the trim size of 11x17.313. Outside of the trim line, you will notice the cover image extends beyond this point, this is called the bleed. Having a 0.125 inch bleed will ensure accuracy when cutting.



This sample spine will allow for about 50 sheets of 60lb Accent Opaque guts and 1 Cover on 100lb coverstock.

Your inside pages (or guts) should be at the trim size needed. For the example guts that go with the book cover above, these pages are sized at 8.5x11. Your pages should not bleed inside the book.

When you submit your PDF file, your inside pages should be in the correct order needed, including any blanks you would like in the book.




When submitting your PDF file, you should have your cover page and then the guts.
In this sample, the cover page is single sided.




PDF Page 1



PDF Page 2



PDF Page 3



PDF Page 4



PDF Page 5

When determining the size of the spine, the thickness of the paper will factor into the size of the spine needed. A minimum of 40 overall pages in your book is necessary for perfect binding in our machine. This equals to 20 sheets of paper.

The paper we offer for perfect binding is:

Guts: 60lb Accent Opaque Text.

Cover: 100lb, 80lb, 60lb Cover, or 12pt Kromkote (gloss).

The overall **width** of your final book, may not exceed 8.5 inches.

The overall **height** of your final book, may not exceed 11.5 inches



Key Takeaway:

Your cover pages should include, the front cover, appropriate sized spine and back cover.

Your book may not be properly printed if the spine size is not correct.

The cover must include atleast a 0.125 inch bleed, or the book may not trim properly.

Your guts should be the correct trim size with no bleeds.

Your print-ready file should start with the cover (front and back if needed) and then the guts directly after.

All page files must be correctly paginated, how you would like them to be printed. This is the order of the pages including any blank pages. (If the cover is single sided, you can add a blank page at the same cover size directly after the printable cover).

Please contact us for any questions or if you would like to stop in to see a sample perfect bound book.

If your book is incorrectly set up, you may incur a design set up charge which is billed at \$80/hour.

Due to the printing process, a **minimum** of 2 business day turn around is required.